

MaxMotion

PERFORMANCE DATA SHEET

Meets or exceeds MEPS (Minimum Efficiency Performance Standards), as described by the US Department of Energy in docket 10CFR431 and Natural Resources Canada's Amendment 14

Catalogue #: **MPR-122J**

HP	kW	Voltage	S.F. @ 60Hz	EFF.	P.F.	Frame	Design	L.R. Amps
0.5	0.37	575	1.15	70.0%	0.743	56J	B	5

60 Hz								Code	F.L. RPM
FLA									
208	230	416	460	480	575	600			
/	/	/	/	/	0.72	/	L	3445	

50 Hz								
HP	kW	FLA		S.F. @ 50Hz	Efficiency	P.F.	Code	F.L. RPM
		190	380					
/	-	/	/	/	/	/	/	/

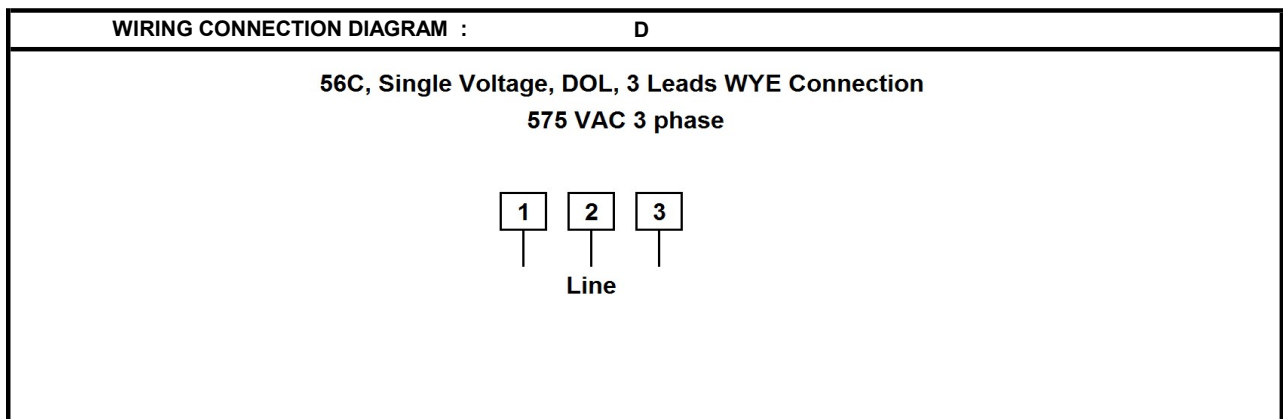
Wgt. Lbs	PH	Duty	Insul. Class	Amb.	Elevation	Temp. Rise° C
21	3	Cont.	F	40°C	1000M (3300 Ft)	50

% Efficiency		% Power Factor		Torque		Winding Resist. Ω	Safe Cold Start (Secs)
Full Load:	70.0%	Full Load:	0.74	Full Load Ft/Lbs	0.8		
3/4 Load:	67.6%	3/4 Load:	0.67	Locked Rotor %	200		
1/2 Load:	55.5%	1/2 Load:	0.58	Break Down %	270	/	12

Rotor Inertia Wk2 Lb-Ft2	Max Load Inertia Wk2 Lb-Ft2	Shaft Material	Frame Material	DE Bracket Type	ODE Bracket Type	Enclosure	NEMA Rating	Lead Wire Size
/	/	Steel	Rolled Steel			TEFC	IP55	0

Ball Bearings		Grease	Mount Type	Orientation	Paint	Sound Pressure @ 3FT	Sound Power
DE	ODE						
6205	6203	Sealed Bearings	Rigid	Horizontal	Black	/	/

Inverter Duty. Motor meets MG1 parts 31.4.4.2	Constant Torque Range	Variable Torque Range	Constant HP RPM
	10:1	20:1	/



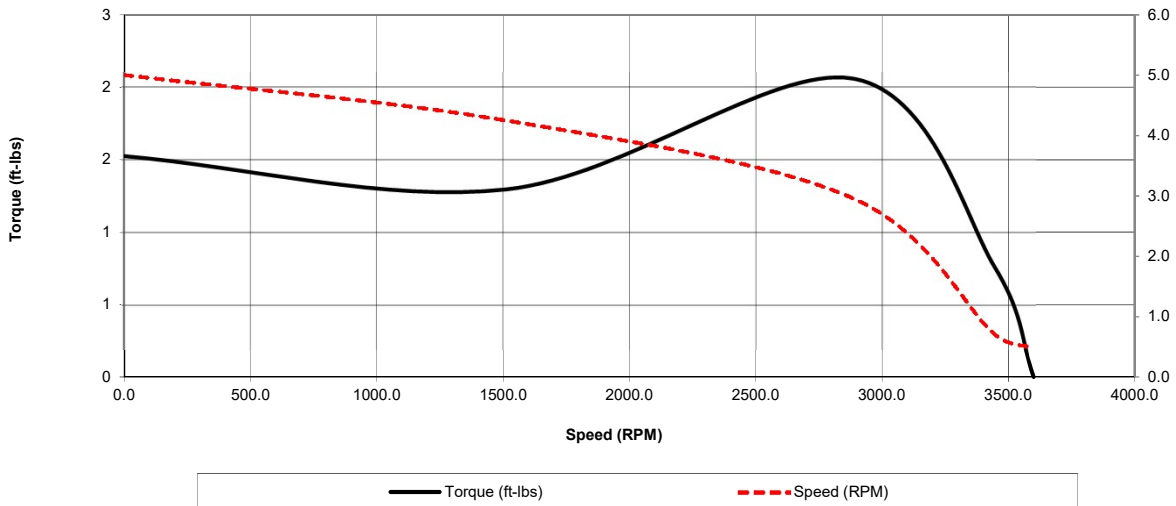
Date: 2020-04-20
 Customer: _____
 Contact: _____
 Submittee: J.C. Lavallée

Catalogue #: **MPR-122J**

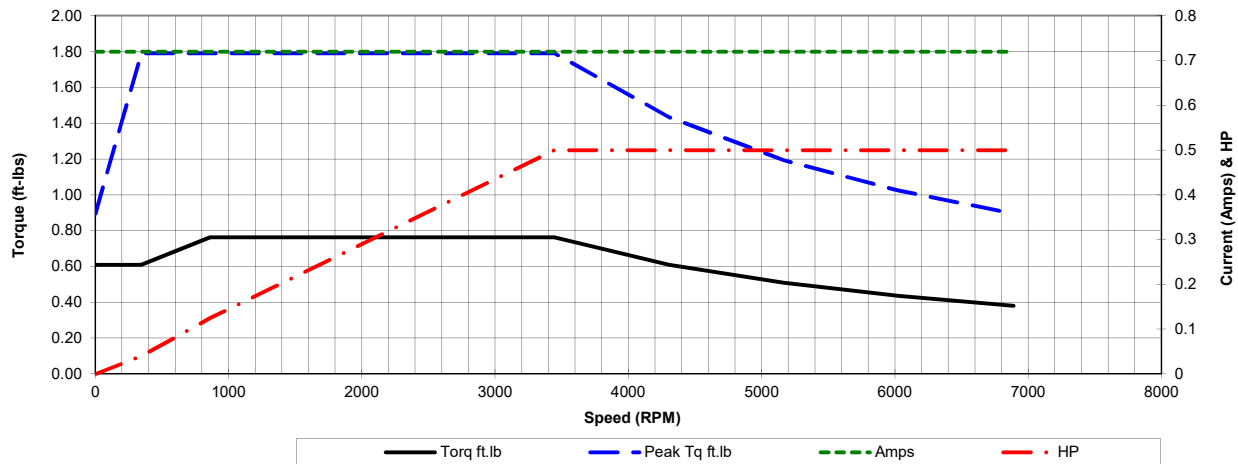
Meets or exceeds MEPS (Minimum Efficiency Performance Standards), as described by the US Department of Energy in docket 10CFR431 and Natural Resources Canada's Amendment 14

HP	VAC	RPM	Enclosure	Frame	Frequency	Design	Poles	LR Code Letter	Insulation Class	Temp. Rise °C
0.5	575	3445	TEFC	56J	60	B	2	L	F	50
	0Hz	6Hz	15Hz	30Hz	45Hz	60Hz	75Hz	90Hz	105Hz	120Hz
Amps	0.72	0.72	0.72	0.72	0.72	0.72	0.72	0.72	0.72	0.72
RPM	0	344.5	861.25	1722.5	2583.75	3445	4306.25	5167.5	6028.75	6890
Torq ft.lb	0.61	0.61	0.76	0.76	0.76	0.76	0.61	0.51	0.44	0.38
Peak Tq ft.lb	0.90	1.79	1.79	1.79	1.79	1.79	1.43	1.19	1.02	0.90
HP	0	0.0	0.1	0.3	0.4	0.5	0.5	0.5	0.5	0.5
	Locked Rotor	Pull-Up	Breakdown	Rated Load	Idle	Duty	S. F.	Ambient	Elevation	dBa @ 1M
Speed (RPM)	0.0	1512	2880	3445	3600	Continuous	1.15	40°C	3,300 ft	/
Current (Amps)	5.0	4.3	3.0	0.7	0.5	VFD Rating: Meets MG1 parts 31.4.4.2				
Torque (ft.-lbs)	1.5	1.3	2.1	0.8	0.0	C.T.	10:1	V.T.	20:1	

Motor Speed Data



Motor Torque Capability vs RPM





Date: 2020-04-20
 Customer: _____
 Contact: _____
 Submittee: J.C. Lavallée

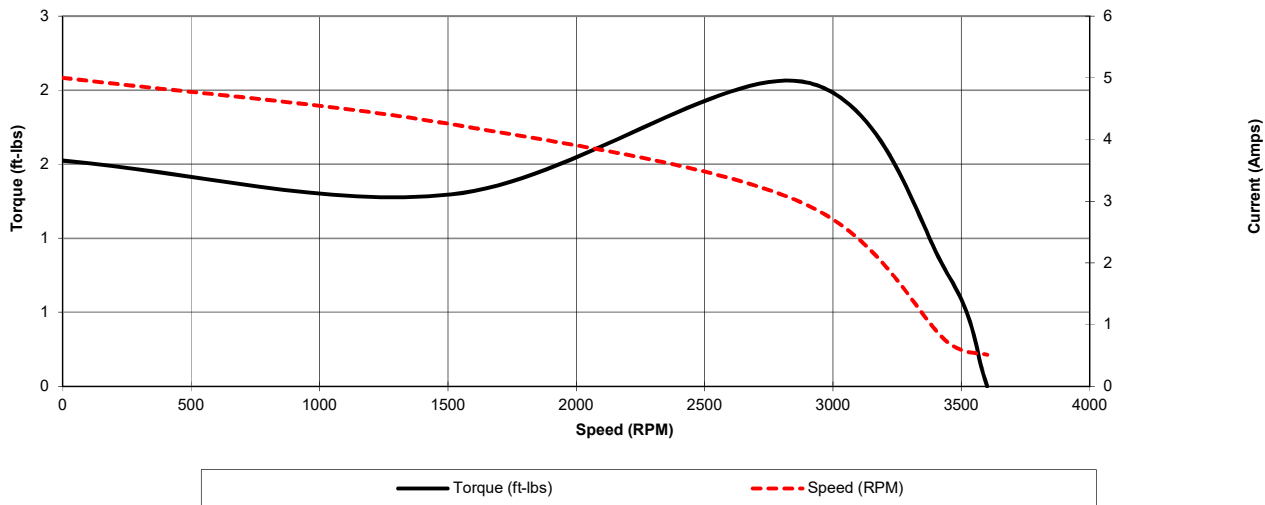
Catalogue #: **MPR-122J**

Meets or exceeds MEPS (Minimum Efficiency Performance Standards), as described by the US Department of Energy in docket 10CFR431 and Natural Resources Canada's Amendment 14										
HP	VAC	RPM	Enclosure	Frame	Frequency	Design	Poles	LR Code Letter	Insulation Class	Temp. Rise °C
0.5	575	3445	TEFC	56J	60	B	2	L	F	50

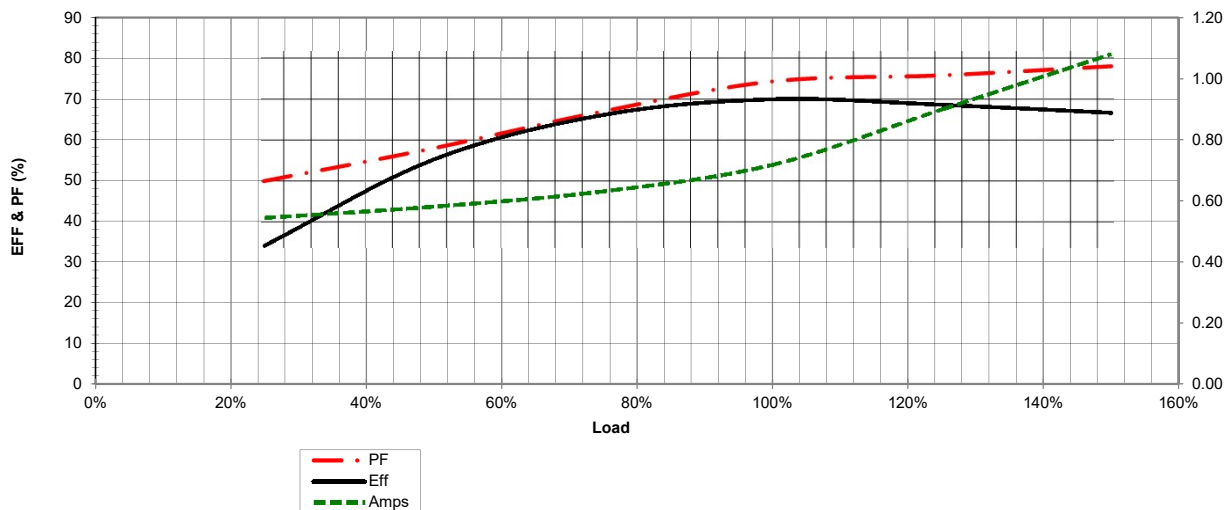
Load %	0%	25%	50%	75%	100%	125%	150%
Amps	0.51	0.55	0.58	0.63	0.72	0.90	1.08
Torq ft/lbs	0	0.18	0.37	0.57	0.76	0.96	1.17
RPM	0	3561.25	3522.5	3483.75	3445	3406.25	3367.5
Eff	0	34.22	55.29	66.17	70.00	68.64	66.68
PF	0	50.0	58	67	74.3	75.8	78.0

	Locked Rotor	Pull-Up	Breakdown	Rated Load	Idle	Duty	S. F.	Ambient	Elevation	dBA @ 1M
Speed (RPM)	0	1512	2880	3445	3600	Continuous	1.15	40°C	3,300 ft	/
Current (Amps)	5	4.3	3.0	0.72	0.5112	VFD Rating: Meets MG1 parts 31.4.4.2				
Torque (ft-lbs)	1.52	1.30	2.06	0.76	0.0	C.T.	10:1	V.T.	20:1	

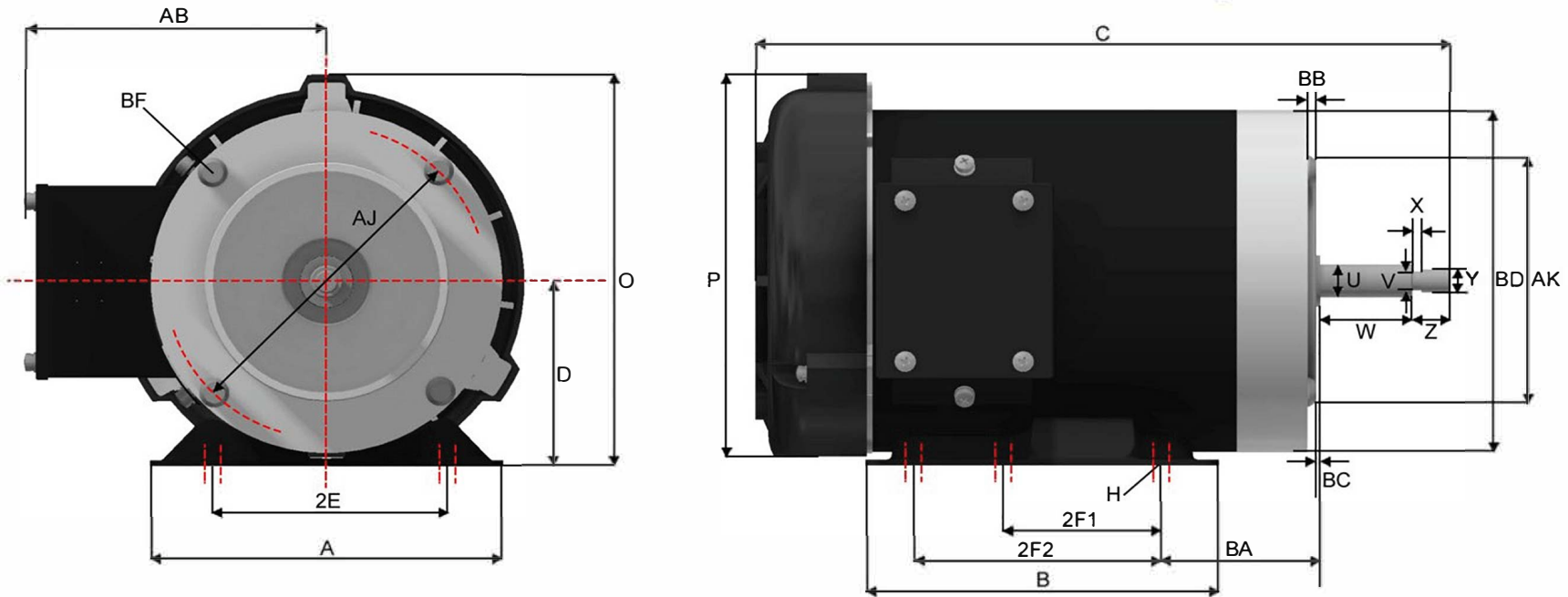
Motor Speed Data



Motor Load Data



MaxMotion



Version: 1WT1		Revised: 20-04-2020		HP	RPM	FRAME	ENCLOSURE	MPR/MQR-122J					
Customer is responsible in determining that MEP product will fit/perform suitably in the intended application													
A	B	C	D	2E	2F1	2F2	H	O	P	U	V	W	X
6.5	6.50	12.88	3.50	4.88	3.00	5.00	0.34	7.44	7.25	0.625	0.372-0.362	1.693	0.118
Y		Z	AB	AJ	AK	BA	BB	BC	BD	BF			
7/16-20 UNF-2A R H		0.689	5.47	5.875	4.50	2.75	0.16	0.031	6.45	4*3/8-16			

JET PUMP 56J 3 PHASE AC MOTORS

HEAVY GAUGE ROLLED STEEL CONSTRUCTION

TEFC TOTALLY ENCLOSED FAN COOLED

MaxMotion

Applications:

Jet pump motors are designed for industrial and commercial applications in mind. Motors are designed with removable feet, allowing easy replacement of footless flange mounted motors or rigid base 56J TEFC motors mounting. Motor construction is suitable for processing, water treatment, and circulatory pumps. Typical industries where applicable, cement, chemical, food processing, agriculture & pulp & paper.



Features:

Design - NEMA Standard MG-1, design B, ambient temperature of 40°C, altitude 1000M, temperature rise B.

Agency Listings and Standard - NEMA MG1, IEEE, IEC, DOE registered, NRCAN, CSAus and CSA Certified, CE and RoHS Compliant

Service Factor - 1.15

Electrical Supply - 3 phase, 230/460VAC, 575VAC @ 60 hz, 3 phase 190/380VAC @ 50 Hz rated to the next lower HP. (± 10% Voltage tolerance)

Windings - Highest quality Corona resistant, Inverter duty copper wire. VPI impregnated with additional dip and bake.

Efficiency - Integral HP models meet or exceed NEMA Premium efficiency levels.

Insulation - Class F insulation, with non-hydroscopic motor leads.

Bearings - Permanently Lubricated High quality Double Shielded Ball Bearings with oversized DE bearings. Lithium based grease operating temperature range – 25° through 175°C.

Enclosure Protection - IP55

Frame Construction - Rolled Steel with cast aluminum end shields.

Conduit Box - With ½ NPT knockouts positioned for wiring access every 90° with rubber gasket between box and motor frame.

Inverter Duty - Constant torque: 10/1 ratio, variable torque: 20/1 ratio

Nameplate - Stainless steel with etched details.

Drain Hole - Positioned in the stator frame at the lowest point, when motors are horizontally mounted.

Fan cover - Plastic fan & heavy duty plastic fan guard

Warranty - 1 year

JET PUMP 56J 3 PHASE AC MOTORS

HEAVY GAUGE ROLLED STEEL CONSTRUCTION

TEFC TOTALLY ENCLOSED FAN COOLED



HP	FL RPM	VOLTS	FRAME	CAT NO.	CONSTRUCTION	NOM EFF.	F.L AMPS	CODE	WT (Lbs)	DE BRG	ODE BRG	"C" Dimension (Inch)
0,33	3481	230/460	56J	MQR-132JH	Rolled Steel	67,6	1.31/0.66	L	21	6205	6203	11.1
	3470	575	56J	MPR-132JH	Rolled Steel	62,8	0.57	L	21	6205	6203	11.1
	1744	230/460	56J	MQR-134JH	Rolled Steel	66,1	1.63/0.82	L	22	6205	6203	11.1
	1750	575	56J	MPR-134JH	Rolled Steel	69,2	0.58	L	22	6205	6203	11.1
0,50	3466	230/460	56J	MQR-122JH	Rolled Steel	71,6	1.67/0.84	L	21	6205	6203	11.1
	3471	575	56J	MPR-122JH	Rolled Steel	69,3	0.672	L	21	6205	6203	11.1
	1741	230/460	56J	MQR-124JH	Rolled Steel	74,1	1.95/0.98	L	24	6205	6203	11.1
	1753	575	56J	MPR-124JH	Rolled Steel	77,1	0.71	L	24	6203	6203	11.1
0,75	3469	230/460	56J	MQR-342JH	Rolled Steel	80,3	2.08/1.04	L	22,5	6205	6203	11.1
	3474	575	56J	MPR-342JH	Rolled Steel	76,2	0.86	L	22,5	6205	6203	11.1
	1738	230/460	56J	MQR-344JH	Rolled Steel	80,7	2.34/1.18	L	25,3	6205	6203	11.1
	1744	575	56J	MPR-344JH	Rolled Steel	80,5	0.91	L	25,3	6205	6203	11.1
1	3506	230/460	56J	MQRP-102JH	Rolled Steel	82,7	2.75/1.38	L	25	6205	6203	11.1
	3510	575	56J	MPRP-102JH	Rolled Steel	80,7	1.14	L	25	6205	6203	11.1
	1752	230/460	56J	MQRP-104JH	Rolled Steel	86,5	2.82/1.41	L	27	6205	6203	11.1
	1756	575	56J	MPRP-104JH	Rolled Steel	85,6	1.14	L	27	6205	6203	11.1
1,5	3492	230/460	56J	MQRP-152JH	Rolled Steel	86,6	3.81/1.9	L	28	6205	6203	11.1
	3478	575	56J	MPRP-152JH	Rolled Steel	85,1	1.61	L	28	6205	6203	11.1
	1752	230/460	56J	MQRP-154JH	Rolled Steel	86,6	4.41/2.21	L	31	6205	6203	11.9
	1745	575	56J	MPRP-154JH	Rolled Steel	86,7	1.65	L	31	6205	6203	11.9
2	3500	230/460	56J	MQRP-202JH	Rolled Steel	85,5	5.05/2.53	L	32	6205	6203	11.9
	3502	575	56J	MPRP-202JH	Rolled Steel	86	2.03	L	32	6205	6203	11.9
	1741	230/460	56J	MQRP-204JH	Rolled Steel	87,1	5.43/2.74	L	37	6205	6203	12.9
	1752	575	56J	MPRP-204JH	Rolled Steel	87,6	2.15	L	37	6205	6203	12.9
3	3513	230/460	56J	MQRP-302JH	Rolled Steel	87,6	7.18/3.54	L	42	6205	6203	12.9
	3512	575	56J	MPRP-302JH	Rolled Steel	87,6	3.05	L	42	6205	6203	12.9